



QUARTERLY REPORT OF REVENUE AND OTHER RECEIPTS  
As at the Quarter Ending December 31, 2024


Department : Department of Labor and Employment (DOLE)  
 Agency/Entity : Professional Regulation Commission  
 Operating Unit : Central Office  
 Organization Code (UACS) : 16 008 0100000  
 Fund Cluster : 01 - Regular Agency Fund

Classification/Sources of Revenue and Other Receipts	UACS CODE	REVENUE TARGET (Annual) per BESF	Actual Revenue and Other Receipts Collections					Cumulative Remittance/Deposits to Date			Variance		Remarks
			1st Quarter Ending March 31	2nd Quarter Ending June 30	3rd Quarter Ending September 30	4th Quarter Ending December 31	Total	Remittance to BTR	Deposited with AGDB	Total	Amount	%	
1	2	3	4	5	6	7	8=(4+5+6+7)	9	10	11=(9+10)	12=(8-3)	13=(12/3)	14
<b>Regular Agency Fund</b>		1,290,151,000.00	456,625,946.75	366,884,768.42	411,061,367.27	370,224,193.56	1,604,796,276.00	0.00	1,596,626,471.98	1,596,626,471.98	314,645,276.00	24 %	
Revenue Collections		1,290,151,000.00	456,625,946.75	366,884,768.42	411,061,367.27	370,224,193.56	1,604,796,276.00	0.00	1,596,626,471.98	1,596,626,471.98	314,645,276.00	24 %	
Cash Revenue		1,290,151,000.00	456,625,946.75	366,884,768.42	411,061,367.27	370,224,193.56	1,604,796,276.00	0.00	1,596,626,471.98	1,596,626,471.98	314,645,276.00	24 %	
Non-Tax		1,290,151,000.00	456,625,946.75	366,884,768.42	411,061,367.27	370,224,193.56	1,604,796,276.00	0.00	1,596,626,471.98	1,596,626,471.98	314,645,276.00	24 %	
Registration Fees	4020102000	153,062,000.00	64,836,540.00	44,364,550.00	42,642,560.00	37,596,940.00	189,440,590.00	0.00	187,980,940.00	187,980,940.00	36,378,590.00	24 %	
Licensing Fees	4020106000	458,658,000.00	165,643,105.00	152,683,412.00	135,044,670.00	155,485,573.00	608,856,760.00	0.00	605,898,885.00	605,898,885.00	150,198,760.00	33 %	
Legal Fees	4020109000	0.00	1,060.00	600.00	1,730.00	1,070.00	4,460.00	0.00	4,470.00	4,470.00	4,460.00	0 %	
Other Verification and Authentication Fees	4020111099	165,117,000.00	68,988,096.00	49,605,126.00	47,638,579.00	46,745,734.00	212,977,535.00	0.00	212,306,114.00	212,306,114.00	47,860,535.00	29 %	
Fines and Penalties - Service Income	4020114000	12,902,000.00	3,977,753.00	3,498,864.20	4,387,994.00	3,912,269.20	15,776,880.40	0.00	15,663,798.40	15,663,798.40	2,874,880.40	22 %	
Other Service Income	4020199099	48,341,000.00	3,967,762.45	9,693,823.48	10,551,438.37	8,517,674.49	32,730,698.79	0.00	32,679,760.96	32,679,760.96	(15,610,301.21)	-32 %	
Examination Fees	4020203000	452,071,000.00	137,085,900.00	106,943,700.00	170,709,950.00	117,697,050.00	532,436,600.00	0.00	529,497,100.00	529,497,100.00	80,365,600.00	18 %	
Miscellaneous Income	4060999000	0.00	12,125,730.30	94,692.74	84,445.90	267,882.87	12,572,751.81	0.00	12,595,403.62	12,595,403.62	12,572,751.81	0 %	
<b>GRAND TOTAL</b>		1,290,151,000.00	456,625,946.75	366,884,768.42	411,061,367.27	370,224,193.56	1,604,796,276.00	0.00	1,596,626,471.98	1,596,626,471.98	314,645,276.00	24 %	

Certified Correct:   
 HENYLIZA L. DARAGAN  
 Accountant  
 Date: January 30, 2025 04:21 PM

Certified Correct:  
 N/A  
 N/A  
 Date: January 30, 2025 04:21 PM

Recommending Approval By:  
  
 JOSE A. ABUNDO  
 Director IV, PMFS  
 Date: January 30, 2025 08:03 PM

Approved By:  
  
 ERWIN M. ENAD  
 Agency Head or Authorized Signatory  
 Date: January 30, 2025 08:23 PM